A stylized molecular structure logo consisting of a large central orange sphere with three smaller orange spheres attached to it by short red lines. The entire structure is set against a white circular background with a subtle gradient.

IUCLID 6





Guided dossier preparation in IUCLID Cloud

07 February 2018

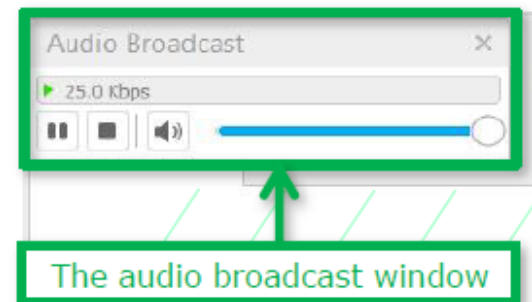
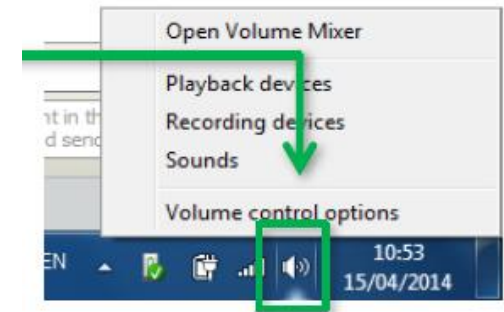


IUCLID 6 is developed by the European
Chemicals Agency in association with the OECD



Audio troubleshooting

- If the volume is too low, try to increase the sound volume of your computer.
- If the audio cannot be heard at all, verify that the audio broadcast window shows a green triangle and that the volume slider is not too low.
- If the problem persists, you can use a telephone for receiving audio.
 - Click the button shown above to *Request Audio*
 - Select *Use phone*, enter your phone number
 - Click on the *Call me* button



The audio broadcast window

The *Request audio* button is only needed to connect audio by phone should the audio broadcast not work properly.



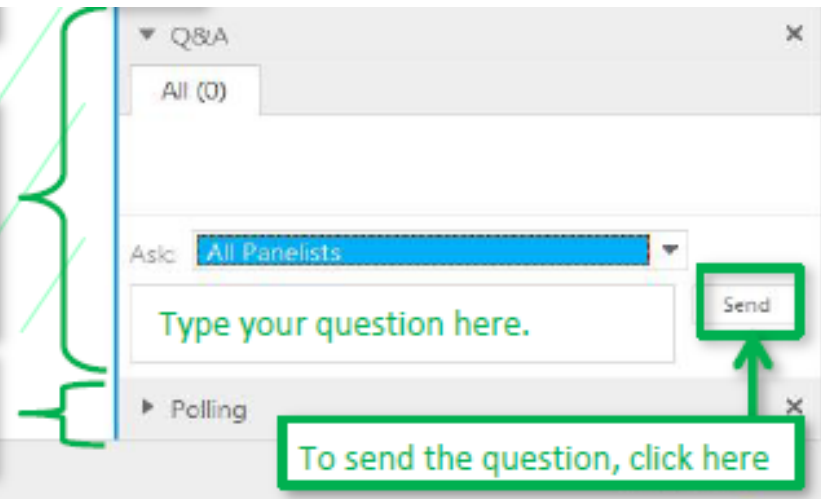
The Q&A panel

- You can post your questions during the entire webinar
- Before the Q&A session, 5 minutes will be given to send additional questions

The Q&A panel

You can send questions during and after the presentations to the panellists, using the Q&A panel
To send a question, select *All panelists* from the drop down menu, write your question in the lower box, and finally click *Send*.

If a poll is opened during the webinar, the polling panel will open automatically



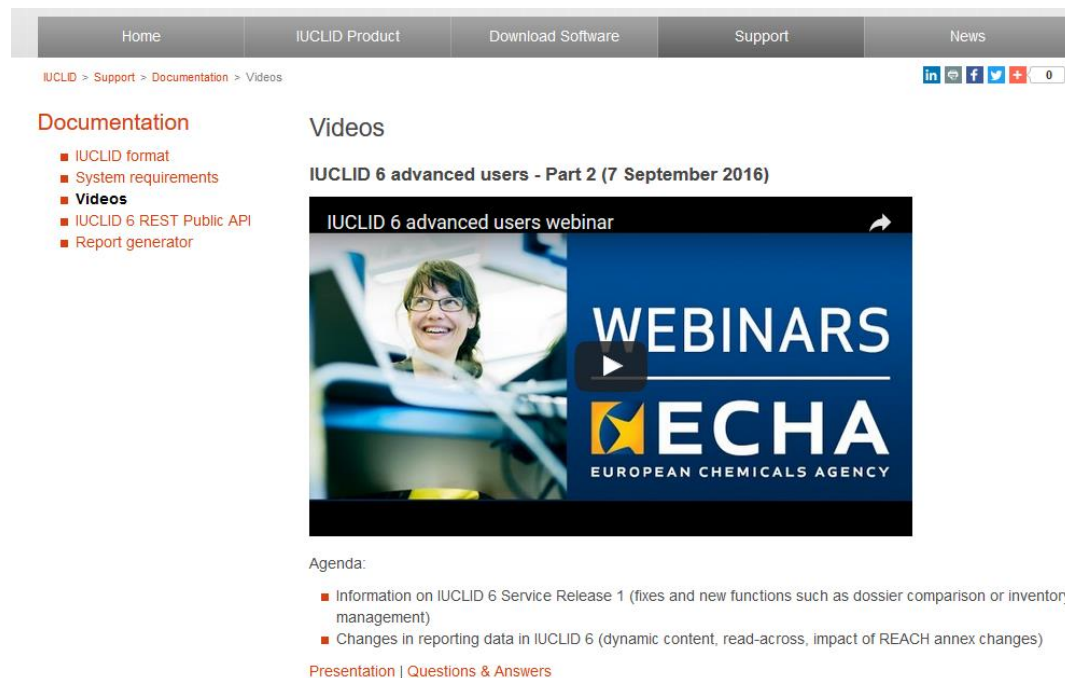
The Q&A panel

- Questions will be answered privately, i.e. you will not see each others questions and answers
- We will present and answer the most frequently asked questions at the end of the webinar
- Your questions will be kept anonymous



Recordings

- After the meeting, we will publish on the IUCLID 6 website
 - The recording of the webinar (+ presentations)
 - Questions and answers (written document)



The screenshot shows the IUCLID 6 website documentation page. The navigation bar includes Home, IUCLID Product, Download Software, Support, and News. The breadcrumb trail is IUCLID > Support > Documentation > Videos. The page title is 'Videos' and the main heading is 'IUCLID 6 advanced users - Part 2 (7 September 2016)'. A video player is embedded, showing a woman speaking and the ECHA logo. The agenda lists two items: 'Information on IUCLID 6 Service Release 1 (fixes and new functions such as dossier comparison or inventory management)' and 'Changes in reporting data in IUCLID 6 (dynamic content, read-across, impact of REACH annex changes)'. The page also includes links for 'Presentation | Questions & Answers'.

<https://iuclid6.echa.europa.eu/videos>

Agenda for today

What?	Who?	When?
Welcome and introduction	Tommy Hägg	12:00 (EEST)
IUCLID Cloud – State of play	Tommy Hägg	
Presentation of the Guided dossier preparation tool	Mark Roberts	
Questions and Answers session	All participants ECHA	Until 13:00



IUCLID Cloud – State of play



What is IUCLID Cloud?



- ✓ A simpler IUCLID provided as a cloud service to prepare for the REACH 2018 deadline!
- ✓ Guided support for REACH 2018 dossier creation



SMEs and their consultants

Anyone who wants to test

	Trial	For SMEs
Quota of data per subscription	100 MB	1 GB
Subscription terminates automatically due to non-usage	After 90 days	After 2 years
Backup of data	Not available	Yes
Helpdesk support	Limited	Fully dedicated

Work with the latest version of IUCLID



**You are updated with
the latest version of
IUCLID**



UPDATE



MAINTAIN



MIGRATE



HARDWARE



**With IUCLID Cloud,
Forget about all this!**

Work online

Share work
with your
colleagues



Delegate
access to
consultants

Access the
service from
anywhere at
anytime

- Private cloud built on ECHA's own infrastructure with the same infrastructure security level as any other ECHA service such as REACH-IT, R4BP and ePIC
- encrypted communications between the client computer and the Cloud
- Regular security audits and update on all IT components



**Data is safe in
IUCLID Cloud!**

- ECHA backs-up the data regularly.
- To restore the data, users need to contact ECHA.
- If users need to share data, they can grant access to the cloud to colleagues or service providers.

BACKUP



**With IUCLID Cloud,
ECHA does it for you!**





Having one
version of
IUCLID
allows easier
and faster
support!

IUCLID Cloud – Collaboration tool



IUCLID Cloud brings industry and consultancies together

- An SME can give access to their consultants to work in their IUCLID Cloud allowing them to collaborate transparently
- An SME should demand that their consultant provides them with the Dataset and the Dossier to be stored in the IUCLID Cloud for later use

SMEs

- ECHA takes care of the IT infrastructure.
- Simpler interface, focus on the REACH Registration 2018 deadline.
- Reduced risks of data loss (backup system managed by ECHA)
- Work anywhere/anytime via web browser over internet.
- Easy to delegate access to consultants.

Consultants

In addition to all the advantages the SMEs have:

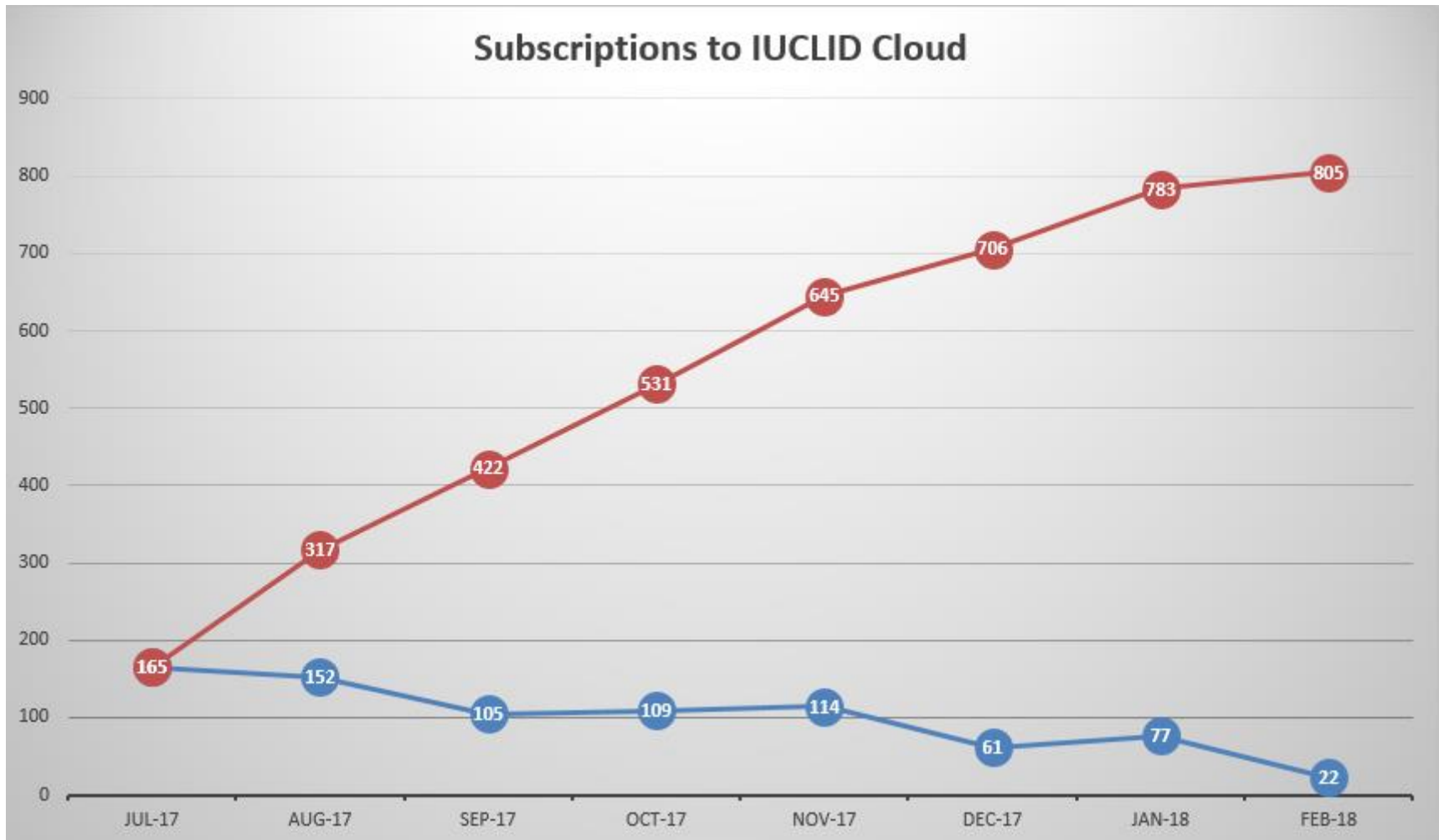
- Give your clients "more value for their money"
- Provide a more transparent and interactive service to your clients
- Opportunity to organize IUCLID trainings



IUCLID Cloud for SMEs



- Released at the end of July 2017
- Offers IUCLID to SMEs as a full service where ECHA hosts, maintains, and take care of the back-up of data, in the cloud
- New innovative web user interface that allows easy access to your IUCLID from anywhere at anytime
- Migrated to IUCLID version 6.2 in November 2017
- Functionalities tailored for the REACH 2018 deadline
- Q&A and help integrated in the application

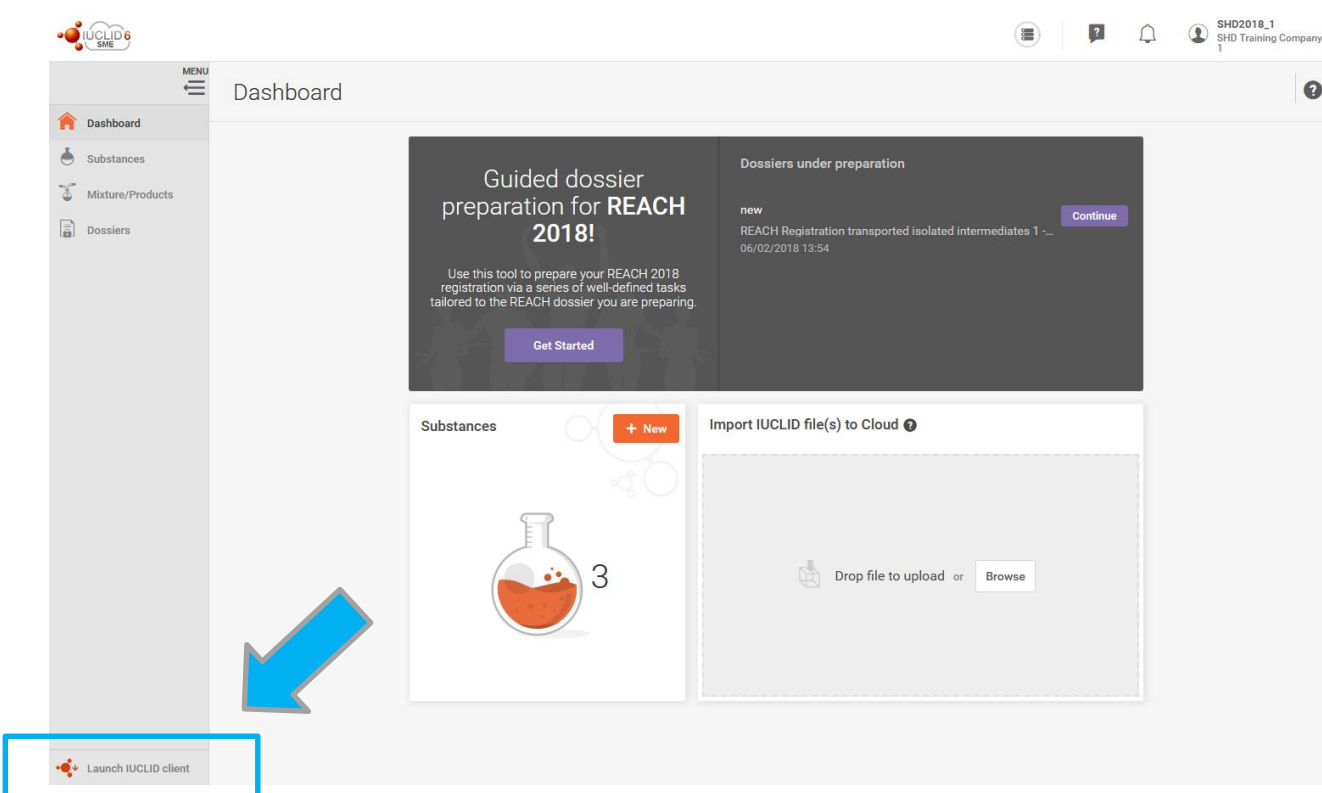


Data as of 06/02/2018

Migration to IUCLID 6.2

Exporting in the previous version of IUCLID from the Cloud

- In order to export in the previous format users need to launch the Client and export it as explained earlier



Dashboard

MENU

Dashboard

Substances

Mixture/Products

Dossiers

SHD2018_1
SHD Training Company

Guided dossier preparation for REACH 2018!

Use this tool to prepare your REACH 2018 registration via a series of well-defined tasks tailored to the REACH dossier you are preparing.

Get Started

Dossiers under preparation

new

REACH Registration transported isolated intermediates 1 -...

06/02/2018 13:54

Continue

Substances

+ New

3

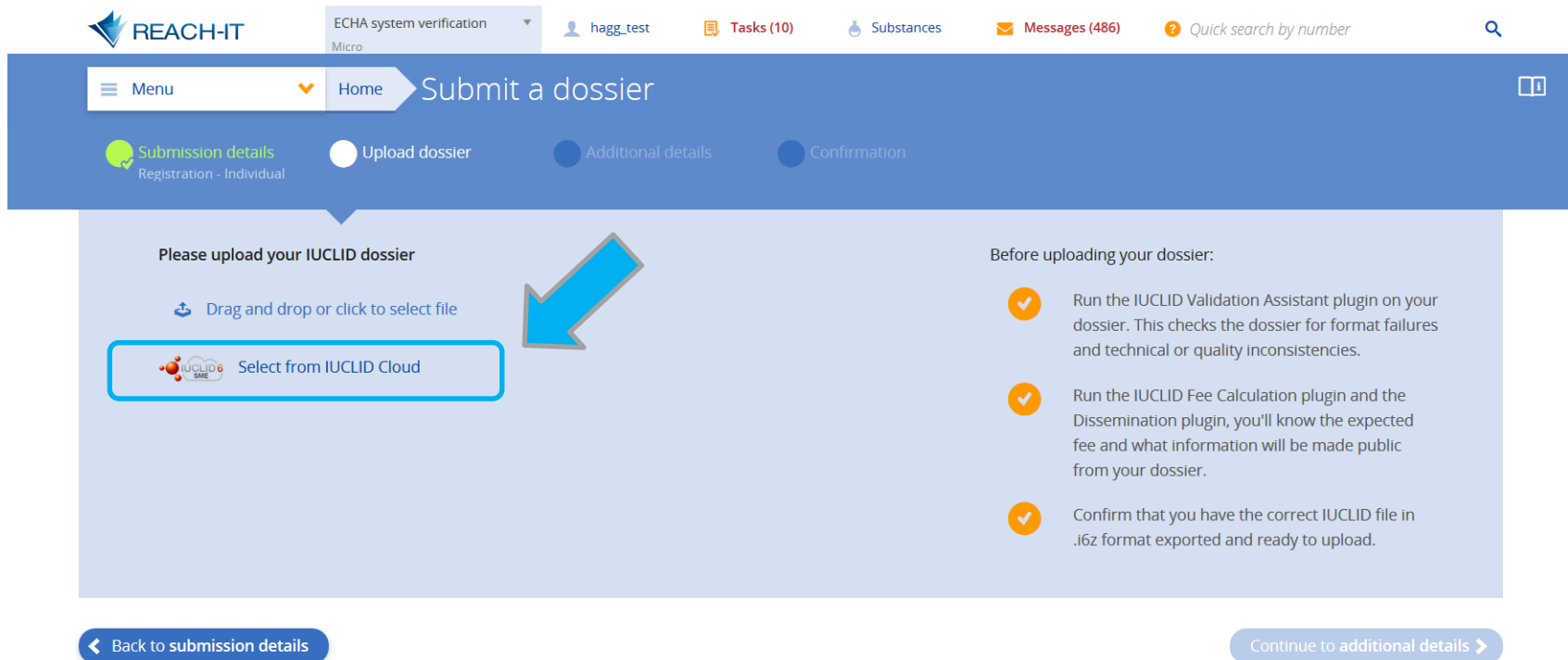
Import IUCLID file(s) to Cloud

Drop file to upload or Browse

Launch IUCLID client

Integration with REACH-IT

- Users of the IUCLID Cloud for SMEs can now **directly** submit Cloud created dossiers in REACH-IT without exporting and importing them



The screenshot displays the REACH-IT user interface. At the top, the REACH-IT logo is on the left, and navigation links for 'ECHA system verification', 'Micro', 'hagg_test', 'Tasks (10)', 'Substances', 'Messages (486)', and 'Quick search by number' are on the right. Below this is a blue navigation bar with 'Menu', 'Home', and 'Submit a dossier' (the active page). The 'Submit a dossier' section has four steps: 'Submission details' (Registration - Individual), 'Upload dossier' (selected), 'Additional details', and 'Confirmation'. A large blue arrow points to the 'Select from IUCLID Cloud' button in the 'Please upload your IUCLID dossier' section. To the right, a list of instructions for uploading the dossier is provided, each with a checkmark icon.

Please upload your IUCLID dossier

Drag and drop or click to select file

Select from IUCLID Cloud

Before uploading your dossier:

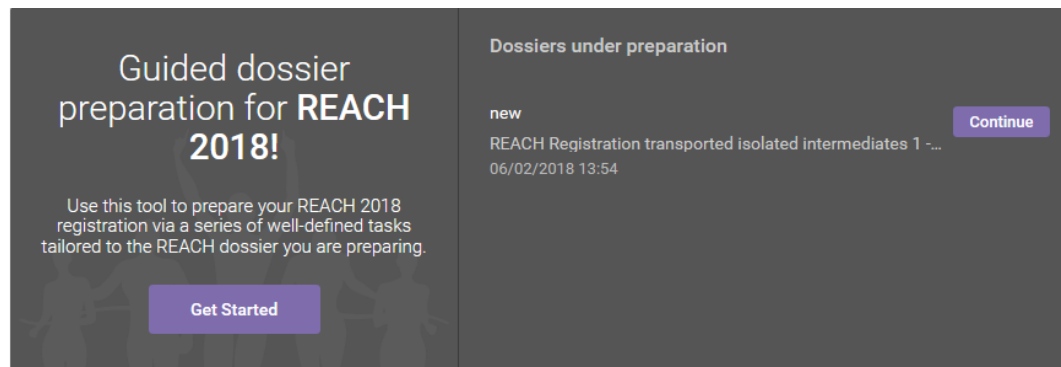
- Run the IUCLID Validation Assistant plugin on your dossier. This checks the dossier for format failures and technical or quality inconsistencies.
- Run the IUCLID Fee Calculation plugin and the Dissemination plugin, you'll know the expected fee and what information will be made public from your dossier.
- Confirm that you have the correct IUCLID file in .i6z format exported and ready to upload.

Back to submission details

Continue to additional details

Guided dossier preparation for REACH 2018

- Guides the user in preparation of a REACH 2018 dossier
- Removes the technical complexity of understanding how to use the IUCLID application
- Makes it easier for a user to understand the obligations





Presentation of the Guided dossier preparation tool



You can continue to send your questions during the next 5 minutes





More information

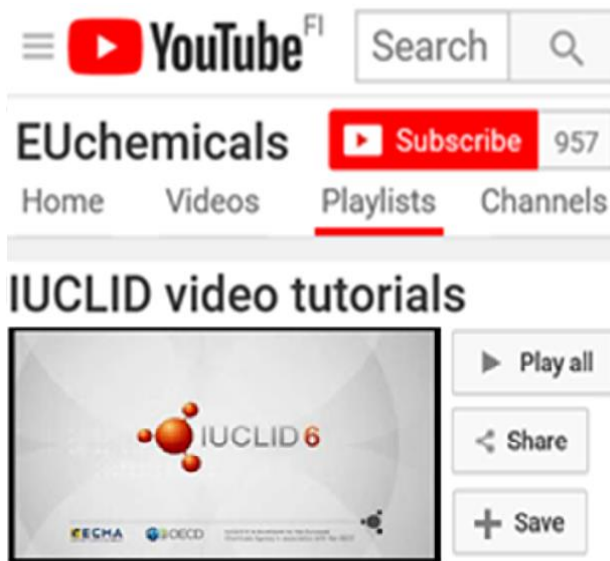


Where to find more information about IUCLID Cloud




Watch IUCLID Cloud first webinar here

<https://echa.europa.eu/support/dossier-submission-tools/echa-cloud-services>



ECHA's YouTube Channel has lots of IUCLID videos

<https://www.youtube.com/playlist?list=PLOGDACSD6qyDkdXwPua1Fjb5bJksY75k>



Find many resources in our IUCLID Cloud web page

<https://echa.europa.eu/-/getting-to-know-the-iuclid-cloud>

News and next events

- **LinkedIn** group

<https://www.linkedin.com/groups/12043483>

- Platform to exchange, discuss and provide feedback on the use of IUCLID and on future evolutions of the product
- Join now to be involved in the development of our database





Thank you for your participation

echa.eu

iuclid6.echa.europa.eu

oecd.org/ehs/templates



IUCLID 6 is developed by the European Chemicals Agency in association with the OECD

