

Metal Release from Contaminated Sediments during Resuspension Events

Farley, Kevin J.¹, Heegle, Patricia T.¹, Rader, Kevin J.², Carbonaro, Richard F.^{1,2}

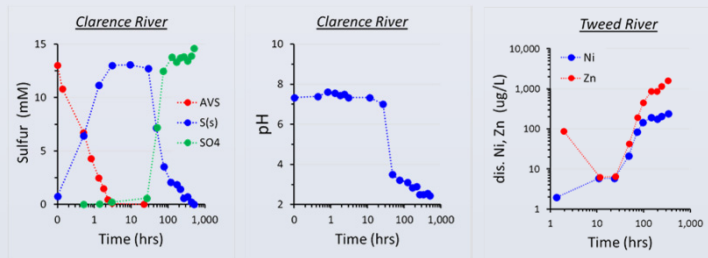
¹Manhattan College, Riverdale NY (USA), ²Mutch Associates, Ramsey NJ (USA)

ABSTRACT

The presence of sulphides in sediments has been shown to play an important role in sequestering metals (e.g., Cd, Cu, Ni, Pb, Zn) and in limiting metal bioavailability. This effect has been considered in regulatory decision-making through static or "snap-shot" measures of simultaneously extractable metals (SEM) and acid volatile sulphide (AVS) ratios. A potential weakness in this approach is the oxidation of metal sulphides and associated changes in metal bioavailability that are likely to occur during sediment resuspension events (e.g., due to episodic storms, propeller-induced disturbances and dredging activities). A reactive-transport model was therefore developed using the TICKET framework and was applied in evaluating metal release during resuspension in laboratory chamber studies. Overall results show that the TICKET model provides an appropriate framework for evaluating the complexities of metal behaviour during resuspension events. Results also show that metal release and bioavailability during resuspension are intricately linked to metal sulphide oxidation rates, pH buffering, and metal binding to natural organic matter and oxide surfaces. Based on these findings, SEM/AVS, BLM and other regulatory assessment tools should be considered in a more dynamic framework to properly address the potential impacts of metals during sediment resuspension events.

PRELIMINARY DATA EVALUATION

A number of laboratory chamber studies were performed to evaluate metal release during resuspension of anoxic sediments. Results from Burton et al. (2006, 2009) are given below.



Short-term Response: FeS(s) oxidation is fast; S(-II) is oxidized abiotically to the S₈⁰(s); pH remains relatively constant; metal release is minimal.

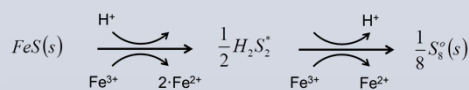
Longer-term Response: S₈⁰(s) is oxidized biologically to SO₄²⁻; pH drops dramatically; increases in dissolved metal concentrations are typically associated with decreases in pH

MODEL DEVELOPMENT

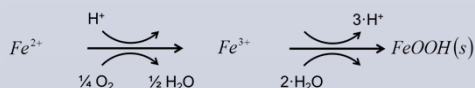
A coupled kinetic-equilibrium-transport model was developed to evaluate the potential impacts of metal release and toxicity associated with short-term resuspension events. The model is based on the TICKET computational framework (Farley et al., 2008) and includes:

- Metal sulfide oxidation kinetics (Schippers and Sand, 1999)
- Fe(II) oxidation kinetics (Stumm, 1992)
- Equilibrium descriptions for metal complexation and other precipitation/dissolution reactions (MINTEQA2 database)
- Metal binding to hydrous iron oxide (Dzombak and Morel, 1990)
- Metal binding to NOM (WHAM VII; Tipping et al., 2011)

FeS(s) and MS(s) Oxidation: Polysulfide Mechanism (Schippers and Sand, 1999)



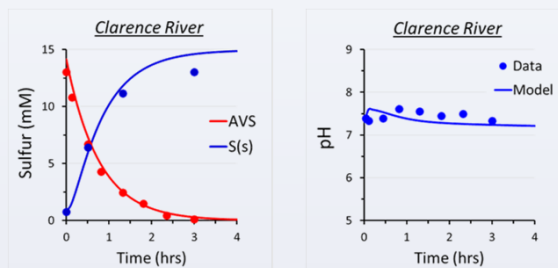
Fe²⁺ Oxidation (Stumm, 1992)



Fe²⁺ oxidation kinetics are a function of Fe²⁺ speciation (Fe²⁺, FeOH, Fe(OH)₂, (=FeO)₂Fe^{II}). Kinetic rate coefficients for Fe²⁺ oxidation are taken directly from Stumm (1992).

MODEL CALIBRATION

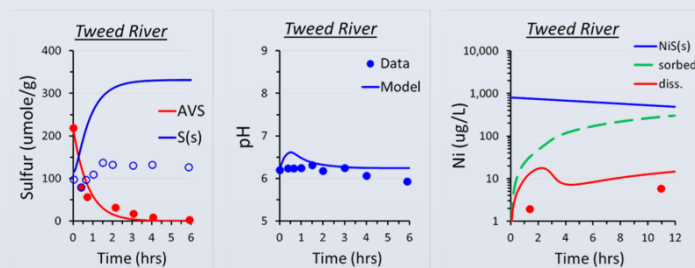
Model calibration for AVS oxidation was performed using Clarence River sediment (Burton et al., 2009).



Calibration Results: k_{FeS} = 1.3 / hr; k_{H₂S₂^{*}} = 13 / hr; pH calculation was used as a final check of model performance; pH remains relatively constant at ~7.3 due to buffering by Siderite [FeCO₃(s)] precipitation / dissolution.

MODEL VALIDATION

Model validation was performed using Tweed River sediment (Burton et al., 2006). Fe²⁺ oxidation kinetics were again taken directly from Stumm (1992), FeS(s) oxidation kinetics were determined from model calibration (see Clarence River results above), and NiS(s) oxidation kinetics were taken as 0.042 / hr based on previous studies by Carbonaro et al. (2005).



Validation Results: Laboratory data for sulfur do not provide a closed mass balance; S₈⁰(s) data are therefore questionable; pH is again calculated to remain relatively constant but at pH of ~6.2 due to buffering by hydrous iron oxide (HFO) proton exchange reactions; dissolved Ni concentrations remain relatively low, however, NiS(s) is being oxidized and released Ni is largely sorbed to freshly precipitated HFO.

Additional Modeling Studies: Additional studies are being performed using laboratory resuspension data from the Anacostia River (USA), Lake DePue (USA) and Portland Harbor (USA).

REFERENCES

- Burton, ED et al. 2006. Acid-volatile sulfide oxidation in coastal flood plain drains: Iron-sulfur cycling and effects on water quality. *Environ. Sci. Technol.* 40: 1217-1222.
- Burton, ED et al. 2009. Iron-monosulfide oxidation in natural sediments: Resolving microbially mediated S transformations using XANES, electron microscopy, and selective extractions. *Environ. Sci. Technol.* 43: 3128-3134.
- Carbonaro, RF et al. 2005. Experimental and modeling investigation of metal release from metal-spiked sediments. *Environ. Toxicol. Chem.* 24: 3007-3019.
- Dzombak DA, Morel FM. 1990. *Surface Complexation Modeling. Hydrous Ferric Oxide*. Wiley InterScience, New York, NY, USA.
- Farley, KJ et al. 2008. Tableau input coupled kinetic equilibrium transport (TICKET) model. *Environ. Sci. Technol.* 2008, 42: 838-844.
- Schippers, A Sand, W 1999. Bacterial leaching of metal sulfides proceeds by two indirect mechanisms via thiosulfate or via polysulfides and sulfur. *Appl. Environ. Microbiol.* 65: 319-321.
- Stumm, W. 1992. *Chemistry of the solid-water interface: processes at the mineral-water and particle-water interface in natural systems*. Wiley InterScience, New York, NY, USA.
- Tipping, E et al. 2011. Humic Ion-Binding Model VII: a revised parameterisation of cation-binding by humic substances. *Environ. Chem.* 8: 225-235.

ACKNOWLEDGEMENTS

This work is supported by a grant from the U.S. Department of Defense, Strategic Environmental Research and Development Program (SERDP), and is being performed in collaboration with The University of Michigan and the U.S. Army Corps of Engineers Engineering Research and Development Center (ERDC).